


Responding to

FINANCIAL EMERGENCIES


BROUGHT TO YOU BY



- IT'S A -
**MONEY
THING®**



The COVID-19 pandemic has introduced uncertainty in our daily lives



This uncertainty extends to
our personal finances



51%

51% of Americans feel at least **somewhat anxious** about their financial situation following the coronavirus outbreak

The background of the slide features several green dollar bills and coins scattered across the light gray background. The bills are shown at various angles, some partially cut off by the edges of the frame. The coins are also scattered, with some showing the number '1' and others showing the number '5'.

FINANCIAL CONCERNS INCLUDE:

- Job loss
- Fewer work hours or reduced pay
- Inability to meet financial obligations or essential needs (such as rent or mortgage payments, utilities and groceries)
- Reduced savings contributions
- Leaving the workforce to care for children or relatives
- Needing to take on more debt
- Lack of emergency savings

When should you use your
EMERGENCY FUND?

Your emergency fund should be used for expenses that are truly unpredictable:



Sudden
Unemployment



Health
Emergencies




Accidents



Bereavement
Travel

Some expenses can be anticipated ahead of time—these should be budgeted for separately from your emergency fund:




Major Car
Repairs



Major Home
Repairs



Appliance
Replacement




Electronics
Replacement

The pandemic is an example of a truly **unpredictable** event.

In some cases, an unpredictable event can convert **regular** expenses into **emergency** expenses.




For example:



A laptop purchase **is not**
an emergency expense

For example:



A laptop purchase **in order to continue working remotely during the pandemic** qualifies as an emergency expense

Responding to financial

EMERGENCIES

No matter your financial emergency, there are four things you can do to contain the issue while you work on a recovery plan:

1

STOP THE BLEEDING

2

TAKE A CLOSE LOOK AT WHAT'S GOING ON

3

PUT A BAND-AID ON THE SITUATION

4

SEEK THE APPROPRIATE HELP



① STOP THE BLEEDING

Limit your spending to **essentials only**.



Essential spending is any expense that protects your ability to **eat, sleep and** continue to **earn income**.

② TAKE A CLOSE LOOK

Calculate the total financial impact your emergency will have on your budget.

**COST OF
THE EMERGENCY**

+

**COST OF RELATED
CONSEQUENCES**

② TAKE A CLOSE LOOK

For example:

Medical bill

Interest charges
for carrying debt
related to medical bill



**COST OF
THE EMERGENCY**

+

**COST OF RELATED
CONSEQUENCES**

② TAKE A CLOSE LOOK

The more realistic and accurate you are with your calculation, the more effective your recovery plan will be.



3

PUT A BAND-AID ON THE SITUATION

A band-aid is a **temporary solution** that will help keep things manageable while you seek appropriate help.



③ PUT A BAND-AID ON THE SITUATION



- Call your financial institution, your credit card company and your utility company to explain the situation
- See if you can reschedule your payment dates without penalty



4

SEEK THE APPROPRIATE HELP

Aid comes in many forms:

FINANCIAL RELIEF
PACKAGES


GOVERNMENT ASSISTANCE
PROGRAMS

EDUCATION

COUNSELING AND
SUPPORT

4

SEEK THE APPROPRIATE HELP



Your credit union may have access to additional resources you are not already aware of.

BROUGHT TO YOU BY



Sources: DRS, SimplyWise, TIME

It's a Money Thing is a registered trademark of Currency Marketing

- IT'S A -
**MONEY
THING®**